




EASE OF INSTALLATION



AccessPORT

WELCOME TO THE FULL-COLOR REVOLUTION IN HAND HELD TUNING. INCREASE POWER WITH THE PUSH OF A BUTTON AND VIEW THE RESULTS IN VIBRANT 24-BIT CLARITY. DISPLAY ENGINE PERFORMANCE, AUXILIARY GAUGES, FUEL ECONOMY, TROUBLE CODES AND MORE ON-THE-FLY. CARRY 20 ENGINE CALIBRATIONS TO BE PREPARED FOR ANY CHALLENGE. LOG 10 HOURS OF DATA, THEN PUT IT IN YOUR POCKET. CUSTOM TUNE VIRTUALLY ANY MODIFICATION INCLUDING AFTERMARKET TURBOS AND SUPERCHARGERS.

AccessPORT IS SIMPLY THE BEST OEM ECU TUNING SOLUTION AVAILABLE FOR YOUR HIGH PERFORMANCE VEHICLE. CHOOSE AccessPORT AND SEE PERFORMANCE TUNING IN A WHOLE NEW LIGHT.



NISSAN



MITSUBISHI



SUBARU



MAZDA

801.713.0035 ■ TUNEMYMODS.COM

